

Hosting Domains Finder Affiliate Forms

With user-friendly forms and seamless integration, this plugin allows you to effortlessly capture and manage affiliate sign-ups. It empowers affiliates to easily promote your hosting domain finder services through their channels, providing them with customizable referral forms.

Key Features

- Create unlimited affiliate forms and target hosting domains websites like Namecheap, Bluehost, GoDaddy and more.
- Compatible with Elementor.
- Easy Installation & Setup.
- Easy to use options.
- Fully translatable into any language.

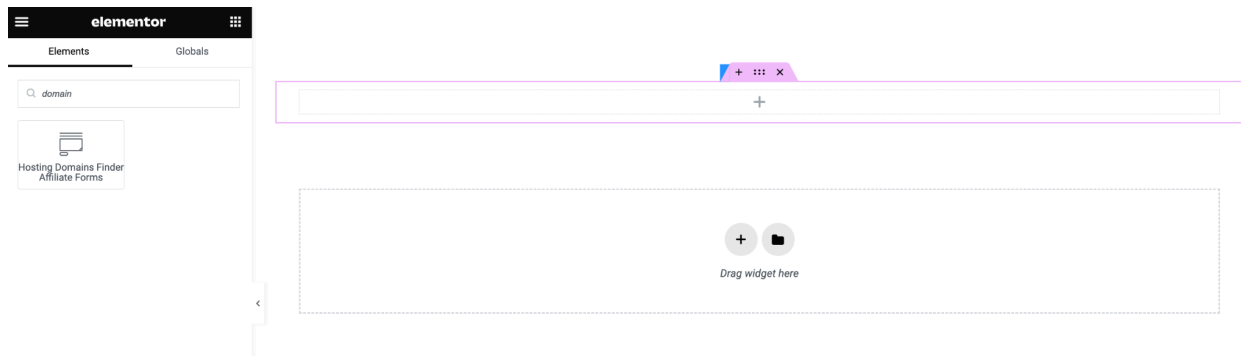
Plugin Installation

- Log into your WordPress dashboard
- Navigate to **Plugins > Add New**
- Click on the "Upload Plugin" button and select **hosting-domains-finder-affiliate-forms.zip**
- Click Install Now

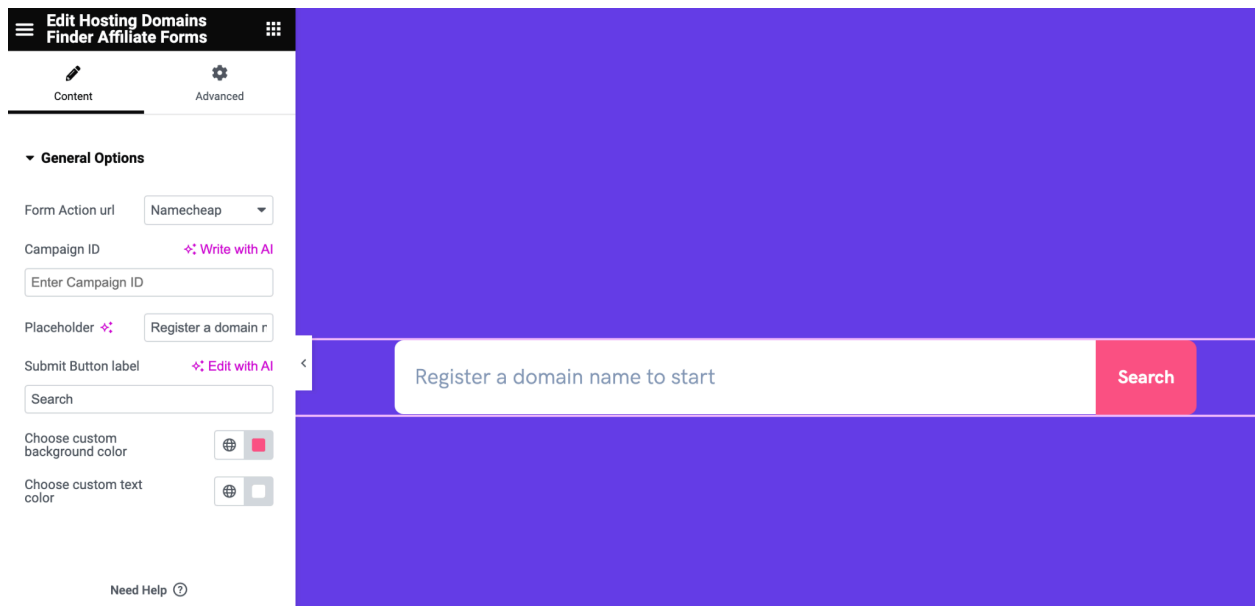
- Click Activate

Usage

The plugin has no settings panel. It is plug-and-play. Simply go to your Elementor Editor and search for the “Ride Sharing Affiliate Forms” widget.



Select your form action URL and customize the text and color of the button.



How to Import Demo Data

1. Login to your WordPress
2. Go to Dashboard > Tools > Import > WordPress
3. Import the xml provided into the downloaded package from themeforest in `plugin_package/demo/data/content.xml`

Affiliate Programs

1. Namecheap

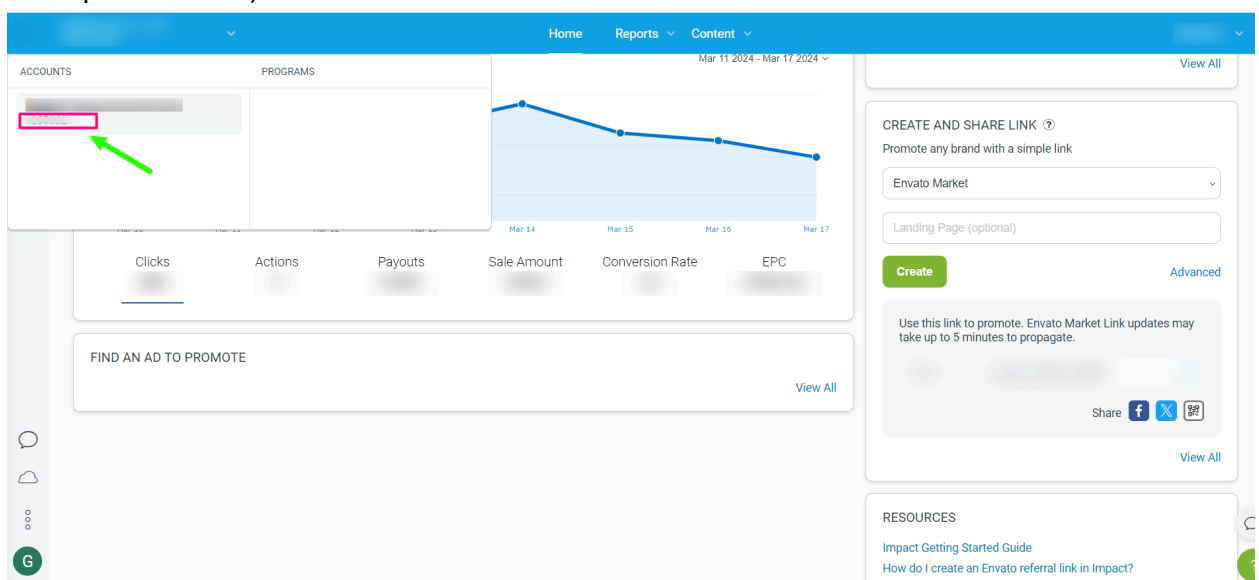
To register as an affiliate on Namecheap, please access this link:

<https://www.namecheap.com/affiliates/>

The Namecheap is now compatible with impact.com.

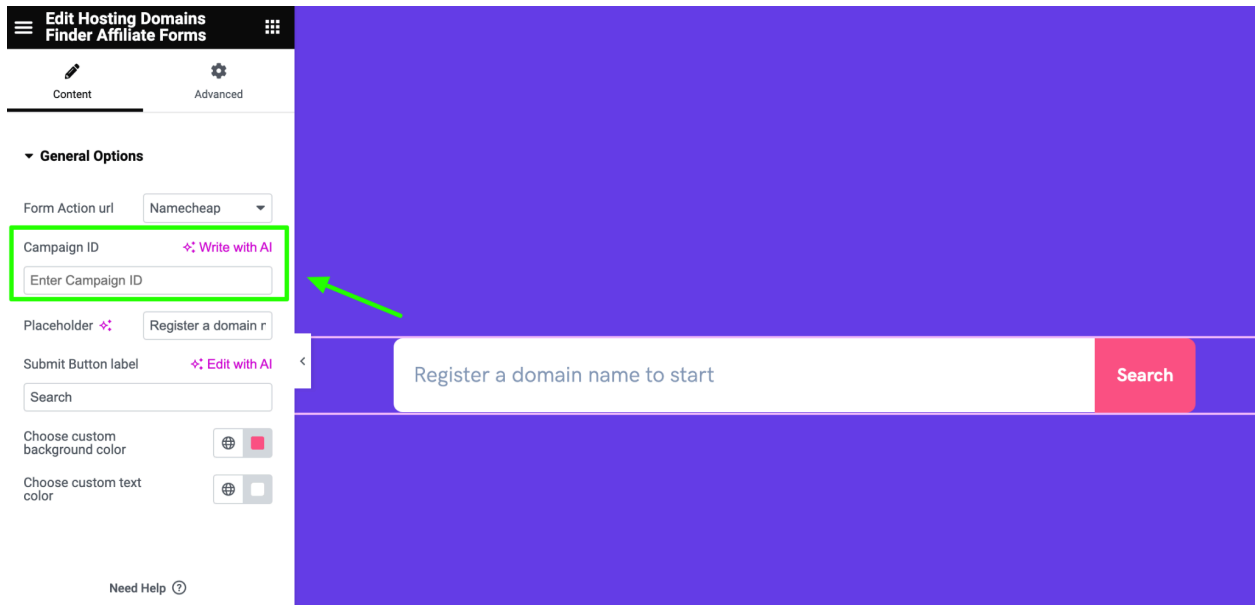
To utilize this integration:

1. Create an account on impact.com:
<https://youtu.be/9IV9W6eOdBo?si=esHCWNHUcOPBOWOX&t=577;>
2. Obtain the Campaign ID (Campaign ID is the Impact Affiliate ID and you can get it from the impact account):



The screenshot displays the Envato Market dashboard interface. At the top, there is a navigation bar with 'Home', 'Reports', and 'Content' menus. Below this, the dashboard is divided into several sections. On the left, under 'ACCOUNTS', a specific account is highlighted with a pink box, and a green arrow points to it. To the right of the accounts section is a 'PROGRAMS' section. Further right is a line graph showing performance metrics from Mar 14 to Mar 17. Below the graph are several data cards for 'Clicks', 'Actions', 'Payouts', 'Sale Amount', 'Conversion Rate', and 'EPC'. At the bottom left, there is a 'FIND AN AD TO PROMOTE' section with a 'View All' link. On the right side, there is a 'CREATE AND SHARE LINK' section with a dropdown menu set to 'Envato Market', a 'Landing Page (optional)' field, and a green 'Create' button. Below this is a 'RESOURCES' section with links to 'Impact Getting Started Guide' and 'How do I create an Envato referral link in Impact?'. The bottom left corner features a chat icon and a green 'G' logo.

3. Input it into the search form for tracking purposes:



Additionally, affiliates via Commission Junction will soon be integrated.

2. BlueHost

To register as an affiliate on Bluehost, please access this link:
<https://www.bluehost.com/affiliates>

3. GoDaddy

To register as an affiliate on GoDaddy, please access this link:
<https://www.godaddy.com/en-uk/affiliate-programs>

Support

You get free 6 month support with this item. If you need some help or found a bug or issue with the plugin, you can always contact us here via email and we will respond to you within 1 day.

If you want to send us a message with an issue or a question, you can reach us at [Ticksy](#) to submit a ticket.